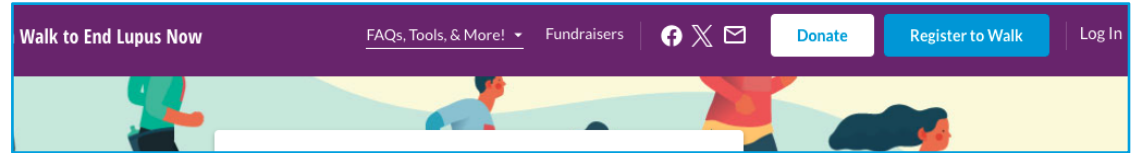


Funraise Registration Walkthrough

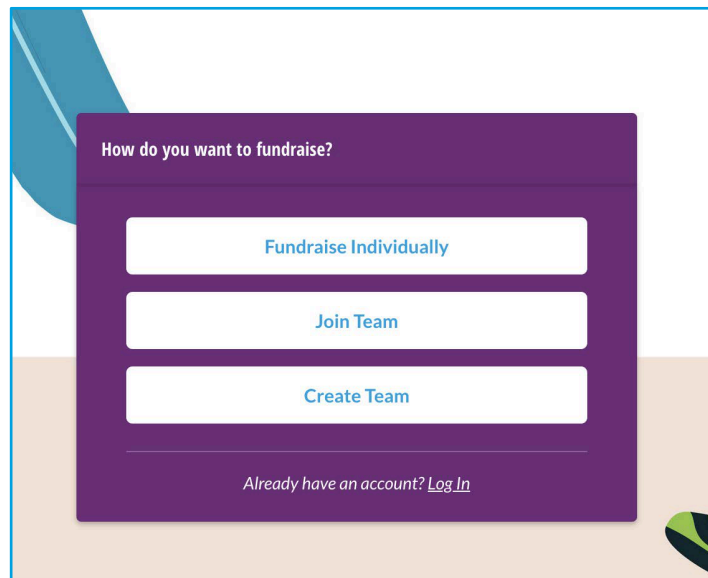
Here's a helpful visual how-to for registering for the Walk to End Lupus Now in Funraise

When you're ready to sign up to fundraise, you'll click on the link that says "Register to Walk" in the event page's top right corner.



The next window asks if you want to fundraise individually, join an existing team, or create a team.

Note: You can choose to fundraise individually first, and create a team later if you change your mind.



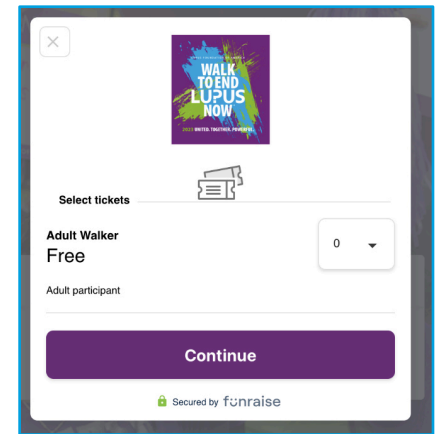
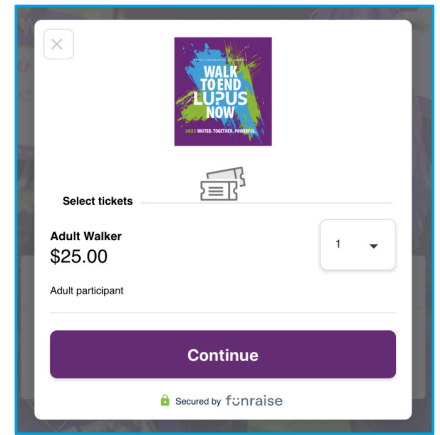
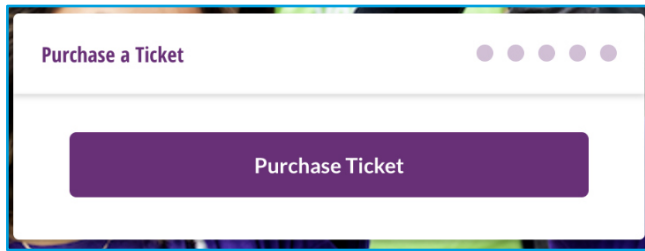
Fill in your name, email, and create a password. Your next step is to go to your email inbox and look for an email to confirm your account.

Once that's done, you'll be able to finish your registration before you create your fundraising page.

 A screenshot of a registration form titled "Create a fundraising account". The form has a white background with a purple header. It includes the following fields:

- First Name**: enter first name
- Last Name**: enter last name
- Email**: enter email
- Phone**: enter phone number
- Password**: enter password (with a toggle icon for visibility)

 Below the password field is a checkbox labeled "Keep me informed with updates". At the bottom of the form is a large purple button with the text "Next Step: Your Information".



Time to get your tickets!


Each event usually has a ticket, even if it's a free event (check-in is easier; we'll explain later).

Whatever your options are, click "Purchase Ticket".

The next screens will be where you tell us about you and submit your registration!

This is where you'll tell us what t-shirt size you'd like as well as (most importantly) how lupus impacts you or someone you know.

You should see a list of ticket options (unless there's only one) and a dropdown to select how many tickets you're getting.



Customize ticket 1 of 1
WELN Prairie View A&M Adult Walker

Guest Information

This ticket is for me


How does lupus impact you?
Select an option

How did you hear about us?
Select an option

What size t-shirt would you like?
Small

What is your ethnicity?
Prefer not to answer

Continue



Your order

Your Information

Title: None

First Name: Jennifer | Last Name: Burke

Suffix: None

Email: jburke@lupustexas.org

Phone (optional)

Search Address (powered by Google)

Address line 2

Manually enter address

Submit order

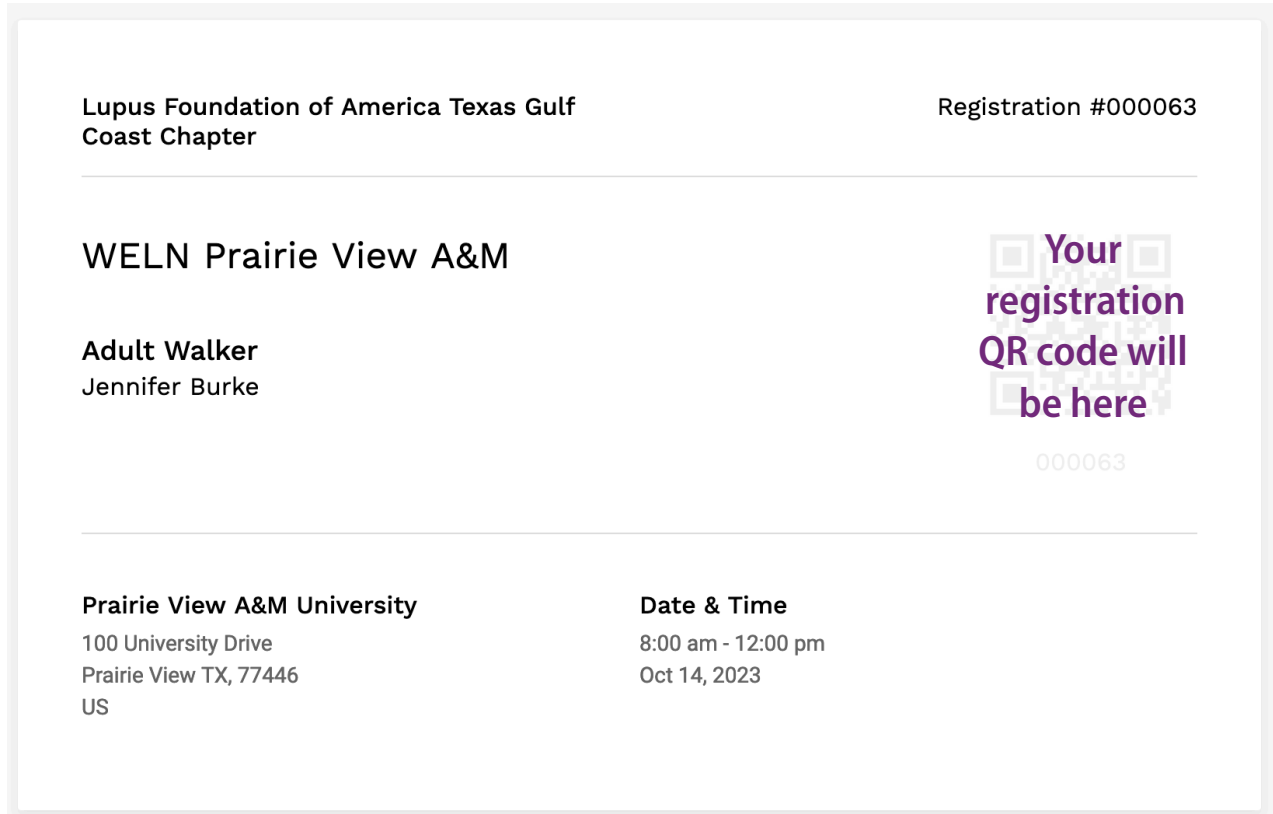


You'll receive an email with the registration details and a link that says "View Tickets".

When you click that link, you'll see something similar to what's shown below.

Save this email and/or QR code in your mobile device, or print it out.

The QR code will be used for checking you in on the event day. This is supper handy and makes check-in go a little smoother if you have it at the ready.



If you finish this, and want to customize your page, head to the event site and click "Log In" in the upper right corner.

You should see your name, login email, and account options.

We encourage people to customize their page and tell their story of how lupus impacts them or someone they care about.

You can also see who's supported your fundraising efforts, and do things like reset your password if needed, but we're available if you have any questions or need a hand!

